

eDELIVER7

VAN



SPECIFICATIONS SHEET



BRING IT ON.

LDV eDELIVER 7 VAN – TECHNICAL SPECIFICATIONS

LDV eDELIVER 7 VAN

SWB LOW ROOF	LWB LOW ROOF	LWB HIGH ROOF
77KWH	77KWH	88KWH

Engine

Type	Permanent Magnet Synchronous Motor	
Drive	Front Wheel Drive	
Maximum Power	150	
Maximum Torque	330	
Maximum Speed	Eco mode – 90km/h/Normal & Power mode – 120km/h	
Modes	Normal, Eco, Power	

Battery

Capacity, installed	77kWh	88kWh
Maximum Range (km) (WLTP) ¹	318	328

On Board AC Charger

Type	Type 2	
Maximum Charging Capacity (kW)	11	
Standard Charging Time (5-100%) – Single Phase (hours) (6.6kW) ²	12.2hrs (approx.)	15hrs (approx.)
Charging Time (5-100%) – Three Phase (hours) (11kW) ²	8hrs (approx.)	9.3hrs (approx.)

On Board DC Charger

Charging Capacity (kW)	78kW	90kW
Standard Charging Time (20-80%) ²	43 min (approx.)	

Disclaimers:


1. Range figure is based on WLTP (Worldwide Harmonized Light Vehicle Test Procedure) static laboratory combined average city and highway cycle test. Figures stated for the purposes of comparison amongst vehicles tested to the same technical procedures only. Actual real world driving results will vary depending on a combination of driving style, type of journey, vehicle configuration, battery age and condition, use of vehicle features (such as heating and air conditioning), as well as operating, environmental and climate conditions. The rated range displayed on the Energy Consumption label affixed to the car is calculated according to the ADR 81/02 NEDC based standard as defined by UNECE R101/01 (rather than the WLTP), so the range displayed on the label is different to that shown here.

SWB LOW ROOF	LWB LOW ROOF	LWB HIGH ROOF
77KWH	77KWH	88KWH


Steering & Handling

Steering	Electric Power Steering	
Turning Diameter (kerb to kerb, metres)	12.1	13.4
Front/Rear Suspension	Macpherson Independent/Leaf Spring	
Front/Rear Brakes	Disc/Disc	
Tyres	215/65R16C	215/75R16C
Wheels	Steel	
Spare Wheel	Full size – Steel	

Exterior Colour



Interior Colour



Short Wheelbase Low Roof



Long Wheelbase Low Roof



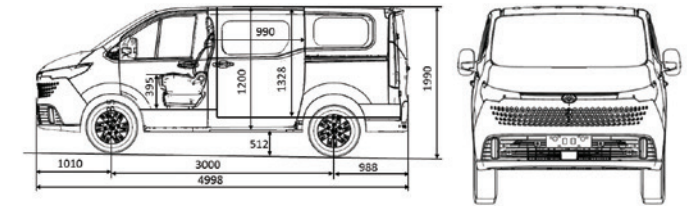
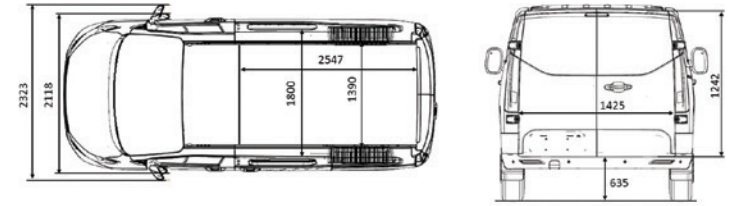
Long Wheelbase High Roof

2. Charging times may vary based on factors including but not limited to charger type and condition, battery temperature, electricity supply, auxiliary consumables (e.g. air-conditioning) and environmental conditions. The time taken for successive rapid charging can take longer if the battery temperature activates the battery safeguarding technology. Please note that using a portable Mode 2 Charger from a regular 3-pin wall socket will not charge your electric vehicle battery at temperatures less than approximately 8 degrees Celsius or higher than approximately 30 degrees Celsius.

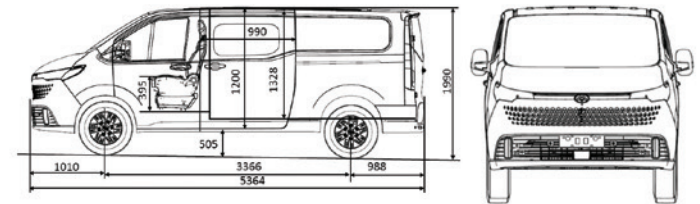
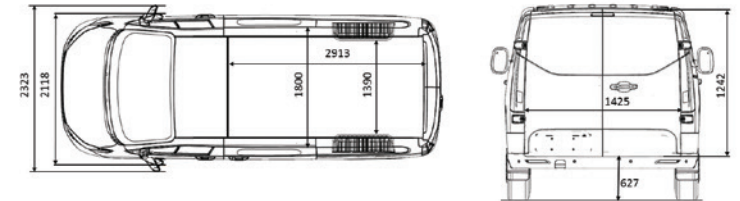
LDV eDELIVER 7 VAN

	SWB LOW ROOF	LWB LOW ROOF	LWB HIGH ROOF
	77KWH	77KWH	88KWH
Dimensions			
Cargo Volume (m ³)	5.9	6.7	8.7
Length (mm)	4998	5364	
Width – Including Mirrors (mm)	2323		
Width – Excluding Mirrors (mm)	2118		
Height (mm)	1990		2390
Wheel base (mm)	3000	3366	
Ground Clearance (mm)	150	147	167
Cargo area length (mm)	2547	2913	
Cargo area width (mm)	1800		
Cargo area height (mm)	1328		1693
Width between wheel arches (mm)	1390		
Rear door opening width (mm)	1425		
Rear door opening height (mm)	1242		1494
Side door opening width (mm)	990		
Side door opening height (mm)	1200		
Front axle capacity (kg)	1830		
Rear axle capacity (kg)	2050		
Gross Combination Weight (GCW) (kg) ³	4250		
Gross Vehicle Weight (GVW) (kg) ³	3650		
Kerb Weight (kg) ³	2300	2365	2475
Payload (kg) ³	1350	1285	1175
Braked towing capacity (kg)	1500		
Unbraked towing capacity (kg)	750		

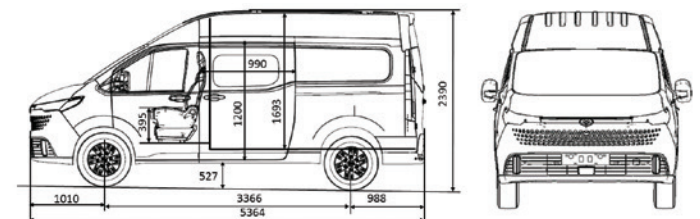
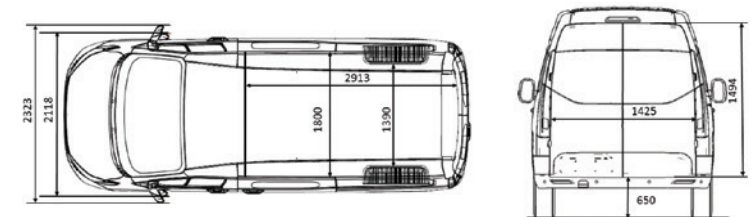
Short Wheelbase Low Roof



Long Wheelbase Low Roof



Long Wheelbase High Roof



LDV eDELIVER 7 VAN – STANDARD EQUIPMENT

LDV eDELIVER 7 VAN

SWB LOW ROOF	LWB LOW ROOF	LWB HIGH ROOF
77KWH	77KWH	88KWH

SWB LOW ROOF	LWB LOW ROOF	LWB HIGH ROOF
77KWH	77KWH	88KWH

Safety, Security and Driver Assistance⁴

ANCAP GOLD safety rating	●
Airbags (6) – Driver and front passenger airbags (2), side airbags (2), curtain airbags (2)	●
Autonomous Emergency Braking (AEB)	●
Adaptive Cruise Control (ACC) with Stop & Go	●
Blind Spot Monitoring	●
Front Collision Warning (FCW)	●
Lane Departure Warning (LDW)	●
Lane Keep Assist (LKA)	●
Emergency Lane Keep Assist (ELKA)	●
Lane Change Assist (LCA)	●
Rear Cross Traffic Alert (RCTA)	●
Door Opening Warning (DOW)	●
Speed Limit Sign Identification	●
Intelligent Headlight Control	●
Fatigue Reminder	●
Anti-Lock Braking System (ABS)	●
Electronic Brake Assist (EBA)	●
Electronic Brake-force Distribution (EBD)	●
Electronic Stability Program (ESP)	●
Hill Hold Control (HHC)	●
Roll Movement Intervention (RMI)	●
Traction Control System (TCS)	●

Vehicle Dynamics Control (VDC)	●
Front and Rear Parking Sensors	●
Reverse Camera	●
Tyre Pressure Monitoring System (TPMS)	●
Adjustable Overspeed Alarm	●

Cargo Area

Rear Barn Doors with Two Stage Opening – 90°/180°	●
Single Sliding Side Door	●
Tie-down Points x 6	●
Cargo Flooring – Rubber	●
LED Illuminated Rear Cargo Lighting	●

Exterior

LED Headlights with Daytime Running Lights	●
Side Mirrors – Heated	●
LED Rear Taillights	●
Door Handle – Body Colour	●
Rear High Mounted LED Stop Lamp	●
Front Fog Lamps	●
Rear Fog Lamps	●

● = Standard

LDV eDELIVER 7 VAN

SWB LOW ROOF	LWB LOW ROOF	LWB HIGH ROOF
77KWH	77KWH	88KWH

SWB LOW ROOF	LWB LOW ROOF	LWB HIGH ROOF
77KWH	77KWH	88KWH

Comfort & Convenience

Air Conditioning	●
Power Windows – Front	●
Keyless Entry and Start with Proximity Smart Key	●
Electronic Park Brake	●
Rain Sensing Auto Wipers	●
Dusk Sensing Auto Lights	●
Leatherette Multifunction Steering Wheel with Heating Function	●
Steering Wheel – Height adjustable	●
Column Shift Gear Lever	●
Rear View Mirror – Anti-glare Manual	●
Cup Holders x 4	●
12V Power Outlet x 1	●
Driver's Seat – Height adjustable with manual slide, recline, lumbar support with driver's armrest	●
Front Two (2) Seat Passenger Bench with folding console	●
Heated Seats – Front outboard seats only	●
Upholstery – Black Cloth Trim	●
Heated Rear Window	●

Charging Equipment

1 x Type 2, 11kW AC charging cable	●
------------------------------------	---

Audio & Communication

12.3" Touch Screen Infotainment Display with DAB Radio & Bluetooth	●
4.2" LCD instrument cluster	●
Apple CarPlay®	●
Android Auto®	●
4 Speaker Sound System	●
USB Port x 2	●

Warranty⁵

New Vehicle Warranty – 5 year/160,000km (whichever occurs first) ⁵	●
Roadside Assist – 5 Year/Unlimited km (whichever occurs first) ⁵	●
Battery Warranty – 8 year/250,000km (whichever occurs first) ⁵	●

Disclaimers:

- Payload and tare weight figures are based on vehicle certification. It is the driver's responsibility to ensure: weight of fully loaded vehicles do not exceed GVM; front and rear axle load limits are not individually exceeded; the combined weight of the fully loaded vehicle (including tow ball download when towing) and trailer does not exceed the GCM; compliance to State and Territory towing regulations. Payload is the combined value of occupants, luggage, cargo, added options, accessories and tow ball download (when towing). Tare weight includes the vehicle and all standard equipment excluding occupants. Additional weights of optional features, occupants, luggage, cargo, accessories and tow ball download (when towing) must be taken into account when calculating payload and tare weight. When a genuine tow bar and wiring are fitted, blind spot monitoring will be disabled.
- Safety technologies operate within system parameters and may not operate, or may not operate optimally, under certain conditions. Safety technologies are not a substitute for the driver's control over the vehicle. The driver remains responsible for the vehicle. See owner's manual for complete details.
- Subject to terms, conditions and exclusions at ldvautomotive.com.au

All information in this document is correct at time of publication however variations may occur from time to time and Ateco Automotive Pty Ltd insofar as is permitted by law to do so, shall not be liable in any way as a result of any reliance by any person on anything contained in this document.

● = Standard



Find your nearest dealer at ldvautomotive.com.au
to arrange a quote or book a test-drive.

Ateco Automotive Pty Ltd ABN 34 000 486 706

All the information in this document is correct at time of publication however variations may occur from time to time and Ateco Automotive Pty Ltd insofar as is permitted by law to do so shall not be liable in any way as a result of any reliance by any person on anything contained in this document.



LDV

ldvautomotive.com.au

Ateco Automotive ABN 34 000 486 706

APRIL 2026 / 14595 / LDV0394 / v3