

# D90

MY25 SUV



## SPECIFICATIONS SHEET

LDV is a division of SAIC Motor, which is a Fortune Global 500 company and the 84th largest company in the world\*. SAIC Motor sells over 5 million vehicles annually and has joint ventures with Volkswagen and General Motors. In 2009 SAIC Motor acquired the commercial vehicles division of British Motor Corporation which included LDV.

\*2023 Fortune Global 500.



**BRING  
IT ON.**

# LDV D90 SUV – TECHNICAL SPECIFICATIONS

## LDV D90 SUV – MY25

	MODE	EXECUTIVE	
	2WD	2WD	4WD

### Engine

Type	Turbo Petrol		
Maximum Net Power (kW/rpm)	184 /5500		
Maximum Torque (Nm/rpm)	410 / 2500-3500		
Displacement (cc)	1986		
Compression Ratio	11.5:1		
No. of Valves	16		
No. of Cylinders	4		
Bore x stroke (mm)	82.5 x 92.9		
Drivetrain	RWD		4WD

### Transmission

Type	8 Speed Auto		
1st	5		
2nd	3.2		
3rd	2.143		
4th	1.72		
5th	1.314		
6th	1		
7th	0.822		
8th	0.64		
Reverse	3.456		

### Fuel and Emissions

Fuel Tank (Litres)	75		
Fuel Type	Premium Unleaded 95 RON minimum		
Combined Fuel Consumption (L/100km) <sup>1</sup>	9.1		9.4
Emissions standard	Euro 5		

● = Standard

	MODE	EXECUTIVE	
	2WD	2WD	4WD
CO <sub>2</sub> Emissions g/km	213		219


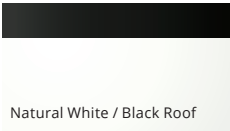

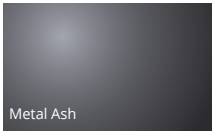


### Steering and Suspension

Steering Type	Electric Power Steering		
Steering column – Height adjustable	●	–	–
Steering column – Height and reach adjustable	–	●	●
Driving Modes – Normal, Sport and Eco	●	●	●
Crawl Control	–	–	●
All Terrain System Dial – Rock, Mud, Sand and Snow	–	–	●
Differential Lock – Middle & Rear	–	–	●
Front Suspension – Double-wishbone	●	●	●
Rear Suspension – Five Link Coil Spring	●	●	●


### Wheels and Tyres

Wheel Dimensions	Light Alloy 7.5J x 18		
Tyre Dimensions	265/60R18HT		

### Exterior Colours

			
Natural White	Natural White / Black Roof	Concrete Grey / Black Roof	Metal Ash
			
Spruce Green	Metal Black		

### Interior Colour


Black Leatherette Upholstery

## LDV D90 SUV – MY25

	MODE	EXECUTIVE	
	2WD	2WD	4WD
Spare Wheel and Tyre	Steel 255/60R18		

### Dimensions, Capacities and Weights<sup>2</sup>

Gross Combined Vehicle Mass (kg)	5700		
GVM (kg)	2900		3100
Payload (kg)	690		820
Tare Weight (kg)	2167		2237
Axle Load Capacity – Rear (kg)	1625		1675
Axle Load Capacity – Front (kg)	1275		1425
Towing Capacity – Braked (kg)	3000		
Max tow ball down weight (kg)	300		
Towing Capacity – Unbraked (kg)	750		
Overall Length (mm)	5046		
Overall Height (mm)	1876		
Overall Width (mm)	2016		
Wheelbase (mm)	2950		
Ground clearance (unladen) (mm)	246		
Front track/Rear track (mm)	1644 / 1664		
Front Overhang (mm)	971		
Rear Overhang (mm)	1125		
Turning Circle (kerb to kerb) (metres)	12		
Approach angle (unladen, degrees)	29		
Departure angle (unladen, degrees)	24		
Wading depth (mm)	550		

	MODE	EXECUTIVE	
	2WD	2WD	4WD
Ramp breakover angle (degrees)	21		

Front headroom (mm)	1022	1015
Front legroom (mm)	1053	
Front shoulder room (mm)	1523	
2nd row headroom (mm)	1002	
2nd row legroom (mm)	1003	
2nd row shoulder room (mm)	1532	
3rd row seat, shoulder room (mm)	1423	
3rd row seat, leg room (mm)	767	
3rd row seat, head room (mm)	955	
Seats, number	7	
Cargo area length (mm) – 3rd row, 3rd row seats folded, 2nd & 3rd row seats folded	412 / 1140 / 1800	
Cargo area height (mm)	833	
Cargo area width between wheel arches (mm)	1248	
Rear hatch opening height (mm)	1889	
Rear hatch opening width (mm)	1268	

### Load Space Volume (litres)

2nd and 3rd row seats up	343
3rd row seats folded, second row up	1350
2nd and 3rd row seats folded	2382



# LDV D90 SUV – STANDARD EQUIPMENT

## LDV D90 SUV – MY25

	MODE	EXECUTIVE	
	2WD	2WD	4WD
<b>Safety and Security Features<sup>3</sup></b>			
Airbags (6) – Driver and front passenger airbags (2), sidebags (2), full length curtainbags (2)	●	●	●
Child Seat anchoring – ISOFIX + Top Tether (3 in second row)	●	●	●
Lane Keep Assist (LKA)	●	●	●
Lane Change Assist (LCA)	●	●	●
Lane Departure Warning (LDW)	●	●	●
Rear Cross Traffic Alert (RCTA)	●	●	●
Door Opening Warning (DOW)	●	●	●
Blind Spot Monitoring	●	●	●
Anti-lock Braking System (ABS)	●	●	●
Autonomous Emergency Braking (AEB)	●	●	●
Electronic Brake-force Distribution (EBD)	●	●	●
Electronic Stability Program (ESP)	●	●	●
Hydraulic Brake Assist (HBA)	●	●	●
Front Collision Warning (FCW)	●	●	●
Hill Descent Control (HDC)	●	●	●
Hill-start Assist System (HAS)	●	●	●
Fatigue Reminder and Attention Assist	●	●	●
Roll Movement Intervention (RMI)	●	●	●
Traction Control System (TCS)	●	●	●
Traffic Sign Recognition (TSR)	●	●	●
Vehicle Dynamics Control (VDC)	●	●	●
Electric Parking Brake	●	●	●
Engine Immobiliser	●	●	●
Keyless Entry and Start	●	●	●
Parking sensors – Front and Rear	●	●	●
Reversing Camera	●	●	●
Tyre Pressure Display and Monitoring System (TPMS)	●	●	●
Paddle Shifts for Gears	●	●	●
Smart Key	●	●	●

● = Standard

	MODE	EXECUTIVE	
	2WD	2WD	4WD
<b>Exterior</b>			
LED Headlights with LED Daytime Running Lights	●	●	●
LED Rear Tail Lights	●	●	●
Fog Lamp – LED Rear	●	●	●
Door Mirrors – Electronically folding and Heated	●	●	●
Black Exterior Styling Pack – Includes Black Roof Rails, Black Side Mirrors, Black Door Handles and Black Side Window Trim	●	●	●
Side steps	●	●	●
Sunroof	–	●	●
Privacy Glass	–	●	●
<b>Comfort and Convenience</b>			
Adaptive Cruise Control	●	●	●
Rain Sensing Windscreen Wipers	●	●	●
Air Conditioning – Multi Zone Climate Control	●	●	●
Auto Hold	●	●	●
Ambient Lighting	–	●	●
Luggage Storage Box	●	●	●
Heated Steering Wheel	–	●	●
Rear View Mirror – Manual Dimming	●	–	–
Rear View Mirror – Auto Dimming	–	●	●
Tailgate – Manual	●	–	–
Tailgate – Electric Easy Open/Close	–	●	●
Column Mounted Gear Selector	●	●	●
12V Power outlet, Max 120W (One socket)	●	●	●
220V Power outlet, Max 150W (One socket)	●	●	●

## LDV D90 SUV – MY25

	MODE	EXECUTIVE	
	2WD	2WD	4WD
<b>Seating</b>			
7 Seats	●	●	●
Cup Holders – Front and Rear	●	●	●
Driver's Seat – 6 way Manual Adjustment	●	–	–
Driver's Seat – 8 way Electronic Adjustment, 4 way Lumbar Support Adjustment	–	●	●
Front Passenger Seat – 4 way Manual Adjustment	●	●	●

### Audio and Communication

8 Speaker Sound System	●	●	●
12.3" Driver's Colour Digital Display	●	●	●
12.3" Infotainment Display with Bluetooth, DAB Radio, Apple CarPlay™ & Android Auto™	●	●	●
Wireless Mobile Charging Pad x 2	–	●	●
USB Ports x 3	●	●	●
Integrated Dash Cam	●	●	●

● = Standard

	MODE	EXECUTIVE	
	2WD	2WD	4WD
<b>Warranty</b> <sup>4</sup>			
7 year/200,000km Warranty (whichever occurs first) <sup>5</sup>	●	●	●
Roadside Assist – 5 Year/Unlimited km <sup>4</sup>	●	●	●

### Disclaimers:

1. Fuel consumption figures according to ADR 81/02 derived from laboratory testing. Factors including but not limited to driving style, road and traffic conditions, environmental influences, vehicle condition and accessories fitted, will in practice in the real world lead to figures which generally differ from those advertised. Advertised figures are meant for comparison amongst vehicles only.
2. The listed payload, tare weight, Gross Vehicle Mass (GVM), Gross Combination Mass (GCM), and axle load limits are maximum capacities determined prior to the installation of any body builds or aftermarket modifications. Final payload and tare weight will vary. Payload and tare weight figures are based on vehicle certification. It is the driver's responsibility to ensure: weight of fully loaded vehicles do not exceed GVM; front and rear axle load limits are not individually exceeded; the combined weight of the fully loaded vehicle (including tow ball download when towing) and trailer does not exceed the GCM; compliance to State and Territory towing regulations. Payload is the combined value of occupants, luggage, cargo, added options, accessories and tow ball download (when towing). Tare weight includes the vehicle with 10 litres of fuel and all standard equipment excluding occupants. Additional weights of optional features, occupants, luggage, cargo, accessories and tow ball download (when towing) must be taken into account when calculating payload and tare weight. When a genuine tow bar and wiring are fitted, blind spot monitoring will be disabled.
3. Safety technologies may not operate optimally under all driving conditions, operation and effectiveness depends on many factors. Driver is responsible for safe and attentive driving. Safety technologies are not a substitute for the driver's control over the vehicle. See owner's manual for complete details.
4. Subject to terms, conditions and exclusions on [ldvautomotive.com.au](http://ldvautomotive.com.au)
5. Whichever occurs first.

All information in this document is correct at time of publication however variations may occur from time to time and Ateco Automotive Pty Ltd insofar as is permitted by law to do so, shall not be liable in any way as a result of any reliance by any person on anything contained in this document.





Find your nearest dealer at **[ldvautomotive.com.au](https://ldvautomotive.com.au)**  
to arrange a quote or book a test-drive.

Ateco Automotive Pty Ltd ABN 34 000 486 706

All the information in this document is correct at time of publication however variations may occur from time to time and Ateco Automotive Pty Ltd insofar as is permitted by law to do so shall not be liable in any way as a result of any reliance by any person on anything contained in this document.



**LDV**

[ldvautomotive.com.au](https://ldvautomotive.com.au)

Ateco Automotive ABN 34 000 486 706

November 2024 / 14212 / LDV0330