

**eT60**  
ELECTRIC



**BRING  
IT ON.**



# AUSTRALIA'S **FIRST PURE ELECTRIC** DUAL CAB UTE



Meet the eT60, Australia's first pure electric dual cab ute.

With plenty of room for up to five people and a range of up to 330km<sup>1</sup> on a single charge, the eT60 is equally built for long work weeks and long weekends. So whether you're piling your tools into the spacious, sturdy tray or packing up and heading to the coast for holidays, this hard-working ute has your back. And thanks to zero tailpipe emissions, it helps you do it all while contributing to a greener road ahead.

1. Range figure is based on WLTP (Worldwide Harmonized Light Vehicle Test Procedure) static laboratory combined average city and highway cycle test. Figures stated for the purposes of comparison amongst vehicles tested to the same technical procedures only. Actual real world driving results will vary depending on a combination of driving style, type of journey, vehicle configuration, battery age and condition, use of vehicle features (such as heating and air conditioning), as well as operating, environmental and climate conditions. The rated range displayed on the Energy Consumption label affixed to the car is calculated according to the ADR 81/02 NEDC based standard as defined by UNECE R101/01 (rather than the WLTP), so the range displayed on the label is different to that shown here.



With 130kW of power, 310Nm of torque and an 88.5kWh CATL battery, the eT60 has a range of up to 330km<sup>1</sup> before needing a recharge.

Get off to a strong start with the eT60's upfront acceleration. Smooth, quiet handling, plus smart drive modes like Normal, Power and Eco mean you're ready for whatever road lies ahead.

And with electric motors requiring fewer moving parts, you can spend less time and money on maintenance. And no petrol means one less thing – and expense – to worry about.

Plug into a DC charger to go from 20% to 80% battery power in approximately 45 minutes<sup>2</sup>.

And regenerative braking technology helps you make the most of every charge, directing spare energy back into the battery as you slow down – so you can go longer between charges.

2. Charging times may vary based on factors including but not limited to charger type and condition, battery temperature, electricity supply, auxiliary consumables (e.g. air-conditioning) and environmental conditions. The time taken for successive rapid charging can take longer if the battery temperature activates the battery safeguarding technology.



A UTE LIKE NO OTHER



GOOD LOOKS THAT GET WORK DONE



The eT60 will have eyes on it for all the right reasons.

With powerful arches framing its 17" alloy standard rims, and a tough front grille that makes a strong statement, the eT60 will give off the right impression – the first time and every time after – on site and on the road.

And the eT60 doesn't just look impressive – it's built to help you get the job done. The lined tub is sturdy enough to withstand wear and tear from whatever tools and gear you throw in it. And four tie-down points give you the confidence to load up your equipment and roll out quickly and securely.









Backed by six airbags and a range of other safety features that come standard, the eT60 is here to help keep you and your passengers safe.

Whether onsite or in a packed hardware store carpark, your reverse camera and parking sensors are there to guide you through crowded areas.

The eT60 is ready to help you stay safe on the road, with features such as:

- > Roll Movement Intervention (RMI)<sup>3</sup>
- > Vehicle Dynamics Control (VDC)<sup>3</sup>
- > Electronic Brake Assist (EBA)<sup>3</sup>
- > Electronic Brakeforce Distribution (EBD)<sup>3</sup>
- > Electronic Stability Control<sup>3</sup>
- > Traction Control<sup>3</sup>
- > Hill Start Assist<sup>3</sup>

Rear fog lights and LED daytime running lights keep you visible when the weather turns, while auto rain sensing wipers and dusk sensing headlights help give you a clearer picture of the journey ahead.

3. Safety technologies may not operate optimally under all driving conditions and effectiveness depends on many factors. The driver is responsible for safe and attentive driving. See owner's manual for complete details.





A COMFORTABLE RIDE **EVERY TIME**



The eT60 is equipped to help you and your crew stay comfortable no matter the temperature or task ahead of you.

After a chilly morning on site or a hot day at the beach, you can warm up or cool down quickly with air conditioning. Or easily enjoy a summer's breeze with power windows.

With 6-way electronically adjustable driver and passenger seats, you and your team can ride in comfort no matter how far the next site is.

And a sleek rotary gear shift dial saves space as well as keeping your ride smoother – whether you're fighting stop-start peak hour traffic or cruising down the freeway.





You're always on the move, so it's important to stay prepared for what's around the corner. The eT60's tech features are here to help you do that – keeping you updated and ready on the road.

Thanks to its 10.25" infotainment screen with Apple CarPlay™, smartphone connectivity and Bluetooth, it's easy to manage calls, messages and navigation hands-free. Keep your devices charged in one of your two USB ports or the 220V power outlet – so you can even boost that spare drill battery between jobs.

And with a streamlined driver's instrument cluster, you'll always know your car's range and battery charge in just a glance – making it easy to know if you need to stop for a quick recharge.



**BE CONNECTED, BE PREPARED**





## ABOUT US

LDV is a division of SAIC Motor, which is a Fortune Global 500 company and the 84th largest company in the world<sup>4</sup>. SAIC Motor sells over 5 million vehicles annually and has joint ventures with Volkswagen and General Motors. In 2009 SAIC Motor acquired the commercial vehicles division of British Motor Corporation which included LDV.

### WARRANTY

Work without worry with LDV's comprehensive factory-backed 5-year or 160,000km (whichever occurs first) warranty<sup>5</sup> on every new eT60. Your eT60 battery also comes with an 8-year or 160,000km (whichever occurs first) warranty<sup>5</sup> for even more peace of mind.

### ROADSIDE ASSISTANCE

All eT60s come with LDV Roadside Assist<sup>6</sup>. If you have issues, we'll get you back on the road as quickly as possible. Enjoy this coverage 24 hours a day, 7 days a week, 365 days a year, for five years.

### YOUR LDV, YOUR WAY

Customising your eT60 is the best way to ensure it's perfectly suited to your requirements. Talk to your LDV dealer to learn more about the wide range of accessories available. Have you and your eT60 performing at your very best – day in, day out.

### NATIONWIDE SUPPORT

For even more peace of mind, all LDV owners enjoy the backing of our nationwide dealer network's comprehensive sales, service and parts assistance. For more information and to find your nearest dealer, visit [ldvautomotive.com.au](https://ldvautomotive.com.au)

### LDV FOR FLEET

LDV's fleet program makes managing your vehicles easy. That means you can focus on running your business, whether you're just starting out or looking to grow.

With the engineering, technology and value you expect from LDV, the eT60 will suit any business need – from putting in the hard yards on construction sites to delivering important materials across the city.

Learn more at [ldvautomotive.com.au/fleet](https://ldvautomotive.com.au/fleet)

<sup>4</sup>. 2023 Fortune Global 500.

<sup>5</sup>. Whichever occurs first. Subject to terms and conditions on [ldvautomotive.com.au](https://ldvautomotive.com.au)

<sup>6</sup>. Subject to terms and conditions on [ldvautomotive.com.au](https://ldvautomotive.com.au)





## eT60 COLOURS



BLANC WHITE



JEWEL BLUE




LAVA GREY




METAL BLACK


### EXTERIOR COLOURS




Blanc White



Jewel Blue




Lava Grey



Metal Black

### INTERIOR COLOUR



Black Leatherette Trim





Find your nearest dealer at **[ldvautomotive.com.au](https://ldvautomotive.com.au)** to arrange a quote or book a test-drive.

Ateco Automotive Australia Pty Ltd ABN 34 000 486 706

All the information in this document is correct at time of publication however variations may occur from time to time and Ateco Automotive Pty Ltd insofar as is permitted by law to do so shall not be liable in any way as a result of any reliance by any person on anything contained in this document.

