

# eDELIVER5

VAN



SPECIFICATIONS SHEET



BRING  
IT ON.

# LDV eDELIVER 5 VAN – TECHNICAL SPECIFICATIONS

## LDV eDELIVER 5 VAN

SWB LOW ROOF

LWB LOW ROOF

LWB HIGH ROOF

SWB LOW ROOF

LWB LOW ROOF

LWB HIGH ROOF

### Engine

Type	Permanent Magnet Synchronous Motor		
Drive	Front Wheel Drive		
Maximum Net Power (kW)	120		
Maximum Torque (Nm)	240		
Maximum Speed	120km/h		
Modes	Sport, Normal, Eco		

### Battery

Type	LFP		
Capacity, installed	64kWh		
Maximum Range (km) (WLTP) <sup>1</sup>	335	321	301

### On Board AC Charger

Type	Type 2 (Mode 3)		
Maximum Charging Capacity (kW)	11		
Standard Charging Time (20-80%) - Three Phase (Hours) (11kW) <sup>2</sup>	4 hours (approximately)		

### On Board DC Charger

Charging Capacity (kW)	70		
Standard Charging Time (20-80%) <sup>2</sup>	36min		




#### Disclaimers:

1. Range figure is based on WLTP (Worldwide Harmonized Light Vehicle Test Procedure) static laboratory combined average city and highway cycle test. Figures stated for the purposes of comparison amongst vehicles tested to the same technical procedures only. Actual real world driving results will vary depending on a combination of driving style, type of journey, vehicle configuration, battery age and condition, use of vehicle features (such as heating and air conditioning), as well as operating, environmental and climate conditions.


### Steering and Handling

Steering	Electric Power Steering		
Turning Diameter (kerb to kerb, metres)	11.5	12.8	12.8
Front / Rear Suspension	Front: Macpherson Independent Suspension Rear: Leaf Spring Suspension		
Front / Rear Brakes	Disc Brake		
Tyres	195/65 R16C		
Wheels	16" alloy wheels		
Spare Wheel	16" alloy wheel		

### Exterior Colour



### Interior Colour

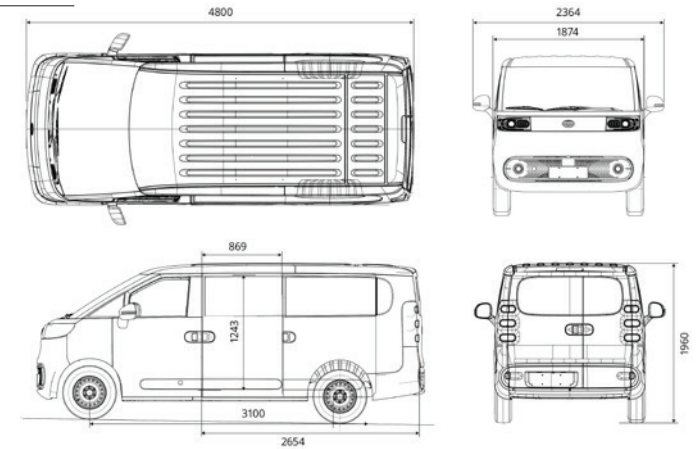


2. Charging times may vary based on factors including but not limited to charger type and condition, battery temperature, electricity supply, auxiliary consumables (e.g. air-conditioning) and environmental conditions. The time taken for successive rapid charging (DC charging) can take longer if the battery temperature activates the battery safeguarding technology. Please note that using a portable Type 2 Charger from a regular 3-pin wall socket will not charge your electric vehicle battery at temperatures less than approximately 8 degrees Celsius or higher than approximately 30 degrees Celsius.

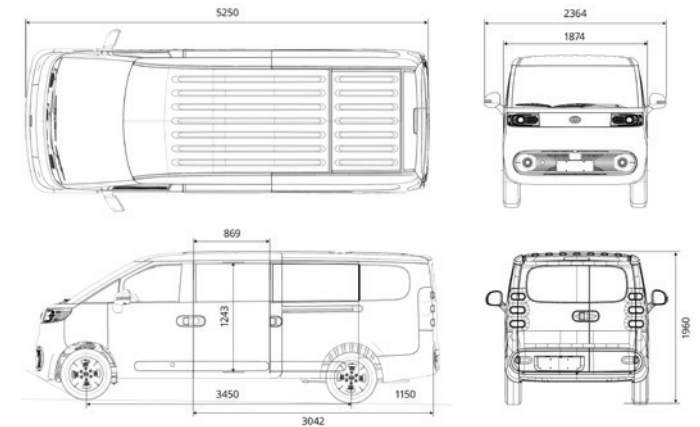
## LDV eDELIVER 5 VAN

	SWB LOW ROOF	LWB LOW ROOF	LWB HIGH ROOF
<b>Dimensions</b>			
Cargo Volume (m <sup>3</sup> )	6.6	7.5	8.7
Length (mm)	4800	5250	5250
Width - Including Mirrors (mm)	2364		
Width - Excluding Mirrors (mm)	1874		
Height (mm)	1960	1960	2180
Wheel base (mm)	3100	3450	3450
Ground Clearance (mm)	150	140	140
Cargo area length (mm)	2654	3042	3042
Cargo area width (mm)	1704		
Cargo area height (mm)	1455	1455	1675
Width between wheel arches (mm)	1250		
Rear door opening width (mm)	1305		
Rear door opening height (mm)	1270		1490
Side door opening width (mm)	869		
Side door opening height (mm)	1243		
Front axle capacity (kg) <sup>3</sup>	1290	1450	
Rear axle capacity (kg) <sup>3</sup>	1800		
Gross Combination Weight GCW (kg) <sup>3</sup>	4550	4695	
Gross Vehicle Weight GVW (kg) <sup>3</sup>	3050	3195	
Kerb Weight (kg) <sup>3</sup>	1850	1930	
Payload (kg) <sup>3</sup>	1200	1265	
Braked towing capacity (kg)	1500		
Unbraked towing capacity (kg)	750		

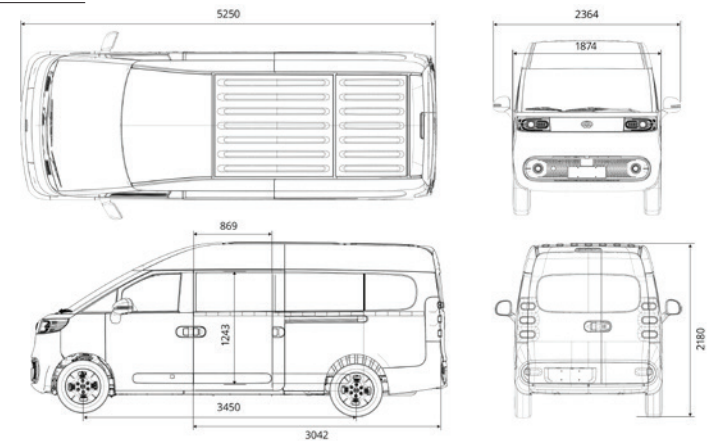
### Short Wheelbase Low Roof



### Long Wheelbase Low Roof



### Long Wheelbase High Roof



# LDV eDELIVER 5 VAN – STANDARD EQUIPMENT

## LDV eDELIVER 5 VAN

SWB LOW ROOF

LWB LOW ROOF

LWB HIGH ROOF

SWB LOW ROOF

LWB LOW ROOF

LWB HIGH ROOF

### Safety, Security and Driver Assistance<sup>4</sup>

Airbags (4) – Driver and front passenger airbags (2), side airbags (2)	●
Autonomous Emergency Braking (AEB)	●
Adaptive Cruise Control (ACC) with Stop & Go	●
Front Collision Warning (FCW)	●
Lane Departure Warning (LDW)	●
Lane Keep Assist (LKA)	●
Emergency Lane Keep Assist (ELKA)	●
Speed Limit Sign Identification	●
Intelligent Headlight Control	●
Fatigue Reminder and Early Warning System	●
Anti-Lock Braking System (ABS)	●
Electronic Brake Assist (EBA)	●
Electronic Brake-force Distribution (EBD)	●
Electronic Stability Program (ESP)	●
Hill Hold Control (HHC)	●
Roll Movement Intervention (RMI)	●
Traction Control System (TCS)	●
Vehicle Dynamics Control (VDC)	●

● = Standard

Rear Parking Sensors	●
360° Camera	●
Tyre Pressure Monitoring System (TPMS)	●
Adjustable Overspeed Alarm	●

### Cargo Area

Rear Barn Doors with Two Stage Opening – 90°/180°	●	
Dual Sliding Side Door	●	
Tie-down Points	4	6
Cargo Flooring – PVC	●	
LED Illuminated Rear Cargo Lighting	●	

### Exterior

LED Headlights with Daytime Running Lights	●
Side Mirrors – Heated	●
Halogen Rear Taillights	●
Door Handle – Grey Colour	●
Rear High Mounted LED Stop Lamp	●
Rear Fog Lamps	●

## LDV eDELIVER 5 VAN

SWB LOW ROOF

LWB LOW ROOF

LWB HIGH ROOF

### Comfort and Convenience

	SWB LOW ROOF	LWB LOW ROOF	LWB HIGH ROOF
Air Conditioning		●	
Power Windows - Front		●	
Keyless Start		●	
Electronic Park Brake		●	
Dusk Sensing Auto Lights		●	
Polyurethane Steering Wheel		●	
Steering Wheel – Height adjustable		●	
Column Shift Gear Lever		●	
Rear View Mirror – Anti-glare Manual		●	
Cup Holders x 2		●	
12V Power Outlet x 1		●	
Driver's Seat – 6 way adjustable including manual slide, recline		●	
Front Two (2) seat Passenger Bench		●	
Heated Seats - Front Outboard seats only		●	
Upholstery - Grey Cloth Trim		●	
V2L Outside 6.6KW		●	

### Charging Equipment

1 x Type 2, 11kW AC charging cable		●	
------------------------------------	--	---	--

● = Standard

SWB LOW ROOF

LWB LOW ROOF

LWB HIGH ROOF

### Audio and Communication

	SWB LOW ROOF	LWB LOW ROOF	LWB HIGH ROOF
12.3" Infotainment Display with Bluetooth, MP3 Player, DAB Radio, Apple CarPlay® & Android Auto®		●	
7" LCD instrument cluster		●	
2 Speaker Sound System		●	
USB Type A x 2		●	

### Warranty

New Vehicle Warranty - 5 year /160,000Km (whichever occurs first) <sup>5</sup>		●	
Roadside Assist - 5 year <sup>5</sup>		●	
Battery Warranty - 8 year/ 250,000Km (whichever occurs first) <sup>5</sup>		●	

### Disclaimers:

3. Payload and tare weight figures are based on vehicle certification. It is the driver's responsibility to ensure: weight of fully loaded vehicles do not exceed GVM; front and rear axle load limits are not individually exceeded; the combined weight of the fully loaded vehicle (including tow ball download when towing) and trailer does not exceed the GCM; compliance to State and Territory towing regulations. Payload is the combined value of occupants, luggage, cargo, added options, accessories and tow ball download (when towing). Tare weight includes the vehicle and all standard equipment excluding occupants. Additional weights of optional features, occupants, luggage, cargo, accessories and tow ball download (when towing) must be taken into account when calculating payload and tare weight. When a genuine tow bar and wiring are fitted, blind spot monitoring will be disabled.
4. Safety technologies operate within system parameters and may not operate, or may not operate optimally, under certain conditions. Safety technologies are not a substitute for the driver's control over the vehicle. The driver remains responsible for the vehicle. See owner's manual for complete details.
5. Subject to terms, conditions and exclusions at [ldvautomotive.com.au](http://ldvautomotive.com.au)

All information in this document is correct at time of publication however variations may occur from time to time and Ateco Automotive Pty Ltd insofar as is permitted by law to do so, shall not be liable in any way as a result of any reliance by any person on anything contained in this document.



Find your nearest dealer at [ldvautomotive.com.au](https://www.ldvautomotive.com.au)  
to arrange a quote or book a test-drive.

Ateco Automotive Pty Ltd ABN 34 000 486 706

All the information in this document is correct at time of publication however variations may occur from time to time and Ateco Automotive Pty Ltd insofar as is permitted by law to do so shall not be liable in any way as a result of any reliance by any person on anything contained in this document.



**LDV**

[ldvautomotive.com.au](https://www.ldvautomotive.com.au)

Ateco Automotive ABN 34 000 486 706

MAY 2026 / 14626 / LDV0398 / v10