

# RENAULT KANGOO AND KANGOO E-TECH 100% ELECTRIC



overseas model shown

- 01. interior**
- 02. equipment**
- 03. engines and batteries**
- 04. dimensions and volumes**
- 05. equipment and options**

# 01. interior



## Kangoo Van

- easy link display with 8" touchscreen, wireless smartphone replication<sup>^</sup>, DAB radio, bluetooth<sup>^</sup> and USB ports
- 7" digital instrument display
- solid bulkhead
- manual air conditioning



## Kangoo E-Tech 100% Electric

- automatic climate control air conditioning
- three regenerative braking modes available via the gear lever

Images shown for guidance purposes only. Actual specification may differ.  
<sup>^</sup> compatability may vary depending on phone.

## 02. equipment

### Petrol

#### passive safety

- 3-point height adjustable front seat belts with pre-tensioner
- Driver & passenger front airbags
- Driver & passenger side airbags
- Driver & passenger seat belt warning

#### active safety

- ABS (Anti-Lock Braking System)
- Active Emergency Braking System with pedestrian, cyclist and junction detection
- Lane Keep Assist
- ASR (Traction Control)
- Cruise control & speed limiter
- Rear parking sensors
- Reversing camera
- Hill Start Assist
- Low tyre pressure warning

#### connectivity and multimedia

- easy link 8" capacitive touchscreen multimedia system
- Instrument display with colour 7" TFT screen
- Apple CarPlay® & Android Auto™ wireless smartphone replication\*
- 12v power outlet
- Smartphone dock

#### convenience

- Remote central locking
- Auto-door lock when driving
- Halogen headlights
- Automatic windscreen wipers
- Automatic dusk sensing headlights
- Electric parking brake
- Eco, Normal and Perfo modes
- Full-sized spare wheel
- Electric front windows
- Smart digital rear-view mirror<sup>#</sup>

#### comfort

- 6-way adjustable driver's seat
- Leather steering wheel
- Power steering
- Height and reach adjustable steering column
- Air conditioning with pollen filter

#### interior styling

- Cloth seat upholstery

#### exterior styling

- 16" steel wheels
- Left & right sliding doors - unglazed
- Rear 180° opening barn doors - unglazed
- Rear mud flaps

#### cargo area

- Solid bulkhead - glazed
- Mid-height cargo lining
- Cargo area light

#### main options

##### - Visibility Pack

- Front LED fog lamps
- LED headlamps
- Auto high/low beam headlights

##### - Trade Pack

- Timber floor lining
- Full-height cargo area wall lining
- Yard kit underbody protection
- Cargo area LED lighting

##### - Comfort Pack<sup>^</sup>

- Adaptive cruise control
- Hands-free key card
- Body-coloured door handles
- Navigation system
- Blind Spot Intervention
- Front & side parking sensors
- Wireless smartphone charger
- Centre console with armrest and storage
- Automatic climate control air conditioning

#### Single options

- Increased payload (SWB only)
- Glazed barn doors - extra tinted, rear wiper and demister
- Glazed barn doors - rear wiper and demister, manual dimming rear-view mirror
- Glazed tailgate - rear wiper and demister, manual dimming rear-view mirror
- No right sliding door (SWB only)
- Glazed left and right sliding doors
- Body coloured front & rear bumpers<sup>^</sup>

\* compatibility may vary depending on phone.

<sup>^</sup> Comfort Pack not compatible with body-coloured front and rear bumpers.

<sup>#</sup> smart digital rear-view mirror is subject to a global shortage. Not all 2025-built vehicles will have this feature. Please confirm availability of this feature with your Renault dealer prior to ordering. Apple CarPlay® is a trademark of Apple Inc., registered in the U.S. and other countries and regions. Android Auto™ is a trademark of Google LLC.

## 02. equipment

### E-Tech 100% electric

#### passive safety

- 3-point height adjustable front seat belts with pre-tensioner
- Driver & passenger front airbags
- Driver & passenger side airbags
- Driver & passenger seat belt warning

#### active safety

- ABS (Anti-Lock Braking System)
- Active Emergency Braking System with pedestrian, cyclist and junction detection
- Lane Keep Assist
- ASR (Traction Control)
- Cruise control & speed limiter
- Rear parking sensors
- Reversing camera
- Hill Start Assist

#### connectivity and multimedia

- easy link 8" capacitive touchscreen multimedia system
- Instrument display with colour 7" TFT screen
- Apple CarPlay® & Android Auto™ wireless smartphone replication\*
- 12v power outlet
- Smartphone dock

#### E-Tech specific

- Front E-Tech charging socket under Renault logo
- AC 22kW charging capability
- DC 80kW charging capability
- E-Tech instrument panel with energy gauge
- Audible alert for pedestrians

#### convenience

- Remote central locking
- Auto-door lock when driving
- Halogen headlights
- Automatic windscreen wipers
- Automatic dusk sensing headlights
- Electric parking brake
- ECO mode
- Tyre inflation kit
- Electric front windows
- Smart digital rear-view mirror<sup>#</sup>

#### comfort

- 6-way adjustable driver's seat
- Synthetic steering wheel
- Power steering
- Height and reach adjustable steering column
- Climate control air conditioning

#### interior styling

- Cloth seat upholstery

#### exterior styling

- 16" steel wheels
- Left & right sliding doors - unglazed
- Rear 180° opening barn doors - unglazed
- Rear mud flaps

#### cargo area

- Solid bulkhead - glazed
- Mid-height cargo lining
- Cargo area light

#### main options

##### - Visibility Pack

- Front LED fog lamps
- LED headlamps
- Auto high/low beam headlight

##### - Trade Pack

- Timber floor lining
- Full-height cargo area wall lining
- Yard kit underbody protection
- Cargo area LED lighting

##### - Comfort Pack<sup>^</sup>

- Adaptive cruise control
- Hands-free key card
- Body-coloured door handles
- Navigation system
- Blind Spot Intervention
- Front & side parking sensors
- Wireless smartphone charger
- Centre console with armrest and storage
- Leather steering wheel - heated

#### Single options

- Glazed barn doors - extra tinted, rear wiper and demister
- Glazed barn doors - rear wiper and demister, manual dimming rear-view mirror
- Glazed tailgate - rear wiper and demister, manual dimming rear-view mirror
- No right sliding door (SWB only)
- Glazed left and right sliding doors
- Body coloured front & rear bumpers<sup>^</sup>
- 80kW DC charger

\* compatibility may vary depending on phone.

<sup>^</sup> Comfort Pack not compatible with body-coloured front and rear bumpers.

<sup>#</sup> smart digital rear-view mirror is subject to a global shortage. Not all 2025-built vehicles will have this feature. Please confirm availability of this feature with your Renault dealer prior to ordering.

Apple CarPlay® is a trademark of Apple Inc., registered in the U.S. and other countries and regions. Android Auto™ is a trademark of Google LLC.

## 03. engines and batteries

|                                     | SWB PETROL 1.3L EDC             | LWB PETROL 1.3L EDC |
|-------------------------------------|---------------------------------|---------------------|
| <b>engine &amp; transmission</b>    |                                 |                     |
| Type                                | 1.3L Petrol                     |                     |
| Installation                        | 4 Cylinder Transverse           |                     |
| Capacity (cc)                       | 1332                            |                     |
| Number of cylinders/ valves         | 4/16                            |                     |
| Bore x stroke (mm)                  | 72.2 x 81.2                     |                     |
| Maximum power (kW @ rpm)            | 96 / 5,000                      |                     |
| Maximum torque (Nm @ rpm)           | 240 / 1,600                     |                     |
| Fuel type                           | Premium Unleaded (95 or 98)     |                     |
| Fuel injection type                 | Direct injection + Turbocharger |                     |
| Gearbox                             | 7 Speed Automatic               |                     |
| Driven wheels                       | Front                           |                     |
| Speeds at 1000 rpm                  |                                 |                     |
| 1st gear                            | 6.23                            |                     |
| 2nd gear                            | 10.5                            |                     |
| 3rd gear                            | 17.06                           |                     |
| 4th gear                            | 25.14                           |                     |
| 5th gear                            | 32.5                            |                     |
| 6th gear                            | 40.71                           |                     |
| 7th gear                            | 50.8                            |                     |
| <b>fuel consumption<sup>^</sup></b> |                                 |                     |
| Emission Standard                   | Euro 6                          |                     |
| Combined cycle (L/100km)            | 6.2                             |                     |
| CO2 emissions (g/km)                | 141                             |                     |
| Extra-urban cycle (L/100km)         | 5.7                             |                     |
| Urban cycle (L/100km)               | 7.2                             |                     |
| Fuel Tank                           | 54                              |                     |

|  | SWB E-TECH 100% electric      | LWB E-TECH 100% electric |
|--|-------------------------------|--------------------------|
| <b>motor</b>   |                               |                          |
| Electric motor technology                                      | synchronous with coiled rotor |                          |
| Maximum power (kW)   | 90                            |                          |
| Maximum torque (Nm)  | 245                           |                          |
| Gearbox  | 1-speed automatic             |                          |
| Energy recovery on braking                                     | 3 regenerative braking modes  |                          |
| Driven wheels  | front                         |                          |
| <b>battery &amp; charging</b>                                  |                               |                          |
| Battery technology   | lithium Ion w/ cooling system |                          |
| Battery type (kWh)   | 45                            |                          |
| Recharging capability  | AC up to 22kW / DC up to 80kW |                          |
| Charging time - 22kW AC charger <sup>(2)</sup>                 | approx. 2h25*                 |                          |
| Charging time - 80kW DC charger <sup>(2)(3)</sup>              | approx. 1h25*                 |                          |
| <b>consumption<sup>^</sup></b>                                 |                               |                          |
| Certified consumption in combined cycle (Wh/km) <sup>(1)</sup> | 175                           |                          |
| Certified driving range in WLTP cycle <sup>(1)</sup>           | 286                           |                          |

(1) Based on WLTP (Worldwide Harmonised Light-Duty Vehicles Test Procedure) static laboratory combined average city and highway cycle test, which measures energy consumption, range and emissions in vehicles, designed to provide figures closer to real-world driving behaviour. Real life driving results will vary depending on driving style, type of journey, battery age and condition, use of vehicle features (such as heating and air conditioning), as well as operating, environmental and climate conditions.

(2) The charging time and driving range recovered depend on the temperature, wear of the battery, power delivered by the charging point, your driving style and your charge level.

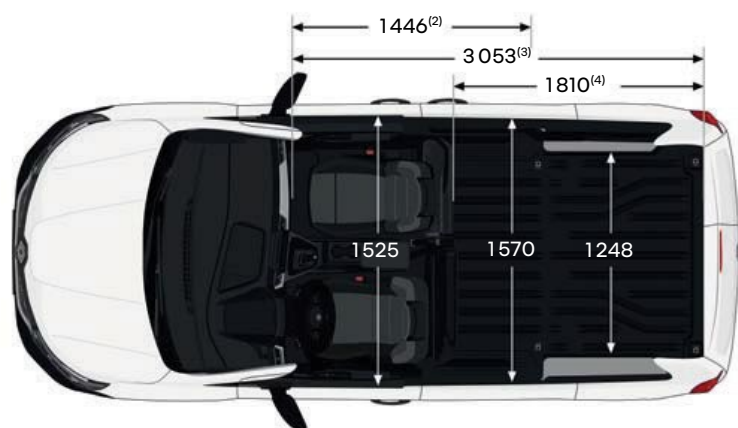
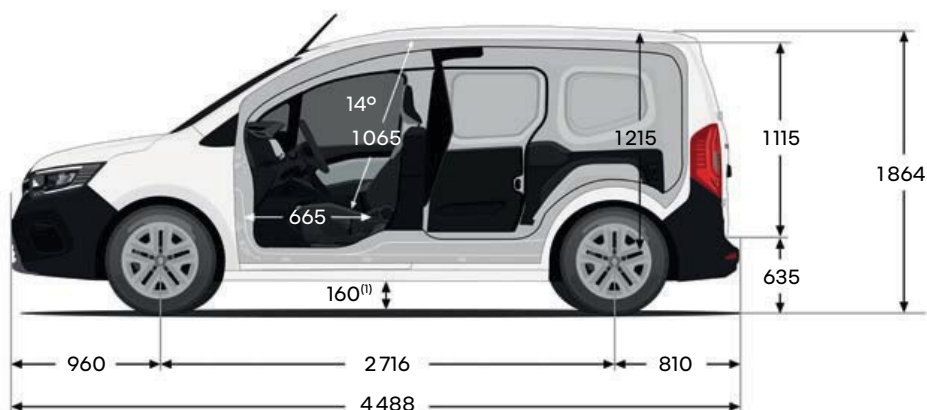
(3) Only applicable to vehicles with optional 80kW DC on-board charger.

<sup>^</sup> Vehicle tested in accordance with ADR 81/02 based on combined cycle (city/highway). Actual fuel consumption and CO2 emissions depend on factors such as traffic conditions, vehicle condition and how you drive.



## 04. dimensions and volumes

### Kangoo Van SWB



#### cargo area

|                               |       |
|-------------------------------|-------|
| load volume (m <sup>3</sup> ) | 3.3   |
| cargo bay length (mm)         | 1,806 |

#### weights and loads (kg)\*

| version              | internal combustion engine |                                | electric         |
|----------------------|----------------------------|--------------------------------|------------------|
|                      | standard payload           | increased payload <sup>^</sup> | standard payload |
| gross vehicle weight | 2,010                      | 2,210                          | 2,230            |
| kerb weight          | 1,447                      | 1,453                          | 1,707            |
| max. payload         | 563                        | 757                            | 523              |

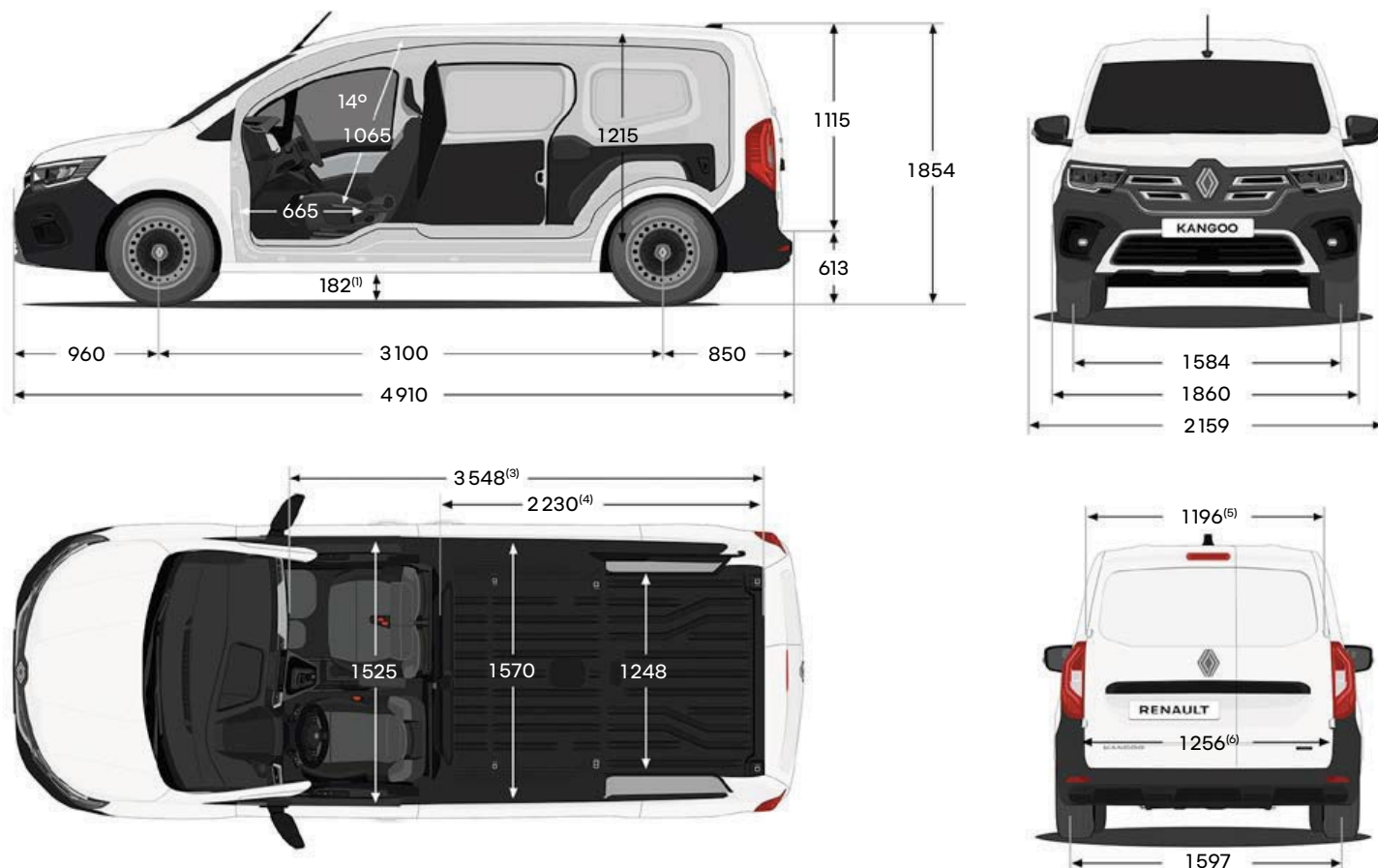
#### max. trailer weight

|                   |           |
|-------------------|-----------|
| (braked/unbraked) | 1,500/750 |
|-------------------|-----------|

<sup>^</sup> increased payload option is available on SWB petrol versions only.

## 04. dimensions and volumes

### Kangoo Van LWB



#### cargo area

|                               |       |
|-------------------------------|-------|
| load volume (m <sup>3</sup> ) | 4.2   |
| cargo bay length (mm)         | 2,230 |

#### weights and loads (kg)\*

|                      | internal combustion engine | electric |
|----------------------|----------------------------|----------|
| gross vehicle weight | 2,300                      | 2,490    |
| kerb weight          | 1,544                      | 1,822    |
| max. payload         | 756                        | 668      |

#### max. trailer weight

|                   |           |
|-------------------|-----------|
| (braked/unbraked) | 1,500/750 |
|-------------------|-----------|

dimensions in (mm).

(1) unladen ground clearance.

(2) width of side opening.

(3) loading length behind panelled partition.

(4) value at 700 mm from sill bar.

(5) value at 100 mm from sill bar.

\* different weights depending on version.

technical images shown for guidance purposes only.

## 05. equipment and options

|   | SWB PETROL<br>1.3L EDC | LWB PETROL<br>1.3L EDC | SWB E-TECH<br>100% ELECTRIC | LWB E-TECH<br>100% ELECTRIC |
|---|------------------------|------------------------|-----------------------------|-----------------------------|
| <b>dimensions and weights</b>   |                        |                        |                             |                             |
| Wheelbase (mm)  | 2,716                  | 3,100                  | 2,716                       | 3,100                       |
| Front Track (mm)  | 1,578                  | 1,578                  | 1,578                       | 1,578                       |
| Rear Track (mm)   | 1,601                  | 1,601                  | 1,601                       | 1,601                       |
| Overall height (unladen - mm)   | 1,830                  | 1,830                  | 1,830                       | 1,830                       |
| Overall width (excl standard door mirrors - mm)                       | 1,859                  | 1,859                  | 1,859                       | 1,859                       |
| Overall width (incl standard door mirrors - mm)                       | 2,159                  | 2,159                  | 2,159                       | 2,159                       |
| Overall length (mm)   | 4,488                  | 4,910                  | 4,488                       | 4,910                       |
| Cargo bay length (mm)   | 1,806                  | 2,230                  | 1,806                       | 2,230                       |
| Maximum cargo bay height (mm)   | 1,215                  | 1,248                  | 1,215                       | 1,248                       |
| Cargo bay width between wheel arches (mm)                             | 1,248                  | 1,248                  | 1,248                       | 1,248                       |
| Load volume (m <sup>3</sup> )   | 3.3                    | 4.2                    | 3.3                         | 4.2                         |
| Front overhang (mm)   | 960                    | 960                    | 960                         | 960                         |
| Rear overhang (mm)  | 810                    | 850                    | 810                         | 850                         |
| Minimum ground clearance (mm)   | 162                    | 162                    | 162                         | 162                         |
| Tare weight (kg) (w/ increased payload option)                        | 1419 (1425)            | 1,516                  | 1,707                       | 1,822                       |
| Kerb weight (kg) / (w/ increased payload option)                      | 1447 (1453)            | 1,544                  | 1,707                       | 1,822                       |
| Gross vehicle mass (kg) (w/ increased payload option)                 | 2,010 (2210)           | 2,300                  | 2,230                       | 2,490                       |
| Gross combination mass (kg) (w/ increased payload option)             | 3510 (3710)            | 3,800                  | 3,730                       | 3,990                       |
| Payload (kg) (w/ increased payload option)                            | 563 (757)              | 756                    | 523                         | 668                         |
| Maximum towing weight, braked (kg)                                    | 1,500                  | 1,500                  | 1,500                       | 1,500                       |
| Maximum towing weight, unbraked (kg)                                  | 750                    | 750                    | 750                         | 750                         |
| <b>braking</b>  |                        |                        |                             |                             |
| Front braking system (diameter x thickness - mm)                      | 296mm x 26mm           | 296mm x 26mm           | 296mm x 26mm                | 296mm x 26mm                |
| Rear braking system (Diameter x Thickness - mm)                       | 292mm x 16mm           | 292mm x 16mm           | 292mm x 16mm                | 292mm x 16mm                |
| Turning circle - kerb to kerb (M)                                     | 11.31                  | 11.75                  | 11.31                       | 11.75                       |
| <b>passive safety</b>   |                        |                        |                             |                             |
| 3-point height adjustable front seat belts with pre-tensioner         | ●                      | ●                      | ●                           | ●                           |
| Driver & passenger front airbags                                      | ●                      | ●                      | ●                           | ●                           |
| Driver & passenger side airbags                                       | ●                      | ●                      | ●                           | ●                           |
| Driver seat belt warning driver and passenger                         | ●                      | ●                      | ●                           | ●                           |
| QRescue Code  | ●                      | ●                      | ●                           | ●                           |
| <b>active safety</b>  |                        |                        |                             |                             |
| ESC (Electronic Stability Control)                                    | ●                      | ●                      | ●                           | ●                           |
| ABS (Anti-Lock Braking System)  | ●                      | ●                      | ●                           | ●                           |
| EBA (Emergency Brake Assist)  | ●                      | ●                      | ●                           | ●                           |
| Advanced Emergency Braking System - pedestrian/cyclist detection      | ●                      | ●                      | ●                           | ●                           |
| Lane Keep Assist  | ●                      | ●                      | ●                           | ●                           |
| Blind Spot Intervention   | ○ pack                 | ○ pack                 | ○ pack                      | ○ pack                      |
| Driver attention alert  | ●                      | ●                      | ●                           | ●                           |
| Traffic sign recognition  | ●                      | ●                      | ●                           | ●                           |
| ASR (Traction Control)  | ●                      | ●                      | ●                           | ●                           |
| Cruise control & speed limiter  | ●                      | ●                      | ●                           | ●                           |
| Adaptive cruise control   | ○ pack                 | ○ pack                 | ○ pack                      | ○ pack                      |
| Rear parking sensors  | ●                      | ●                      | ●                           | ●                           |
| Front, rear and side parking sensors                                  | ○ pack                 | ○ pack                 | ○ pack                      | ○ pack                      |
| Reversing camera  | ●                      | ●                      | ●                           | ●                           |
| Turn indicators with highway mode                                     | ●                      | ●                      | ●                           | ●                           |
| Hill Start Assist   | ●                      | ●                      | ●                           | ●                           |
| <b>connectivity and multimedia</b>                                    |                        |                        |                             |                             |
| Easy Link 8" capacitive touchscreen multimedia system                 | ●                      | ●                      | ●                           | ●                           |
| Easy Link 8" capacitive touchscreen multimedia system with navigation | ○ pack                 | ○ pack                 | ○ pack                      | ○ pack                      |
| Digital instrument display with 7" screen                             | ●                      | ●                      | ●                           | ●                           |
| Apple CarPlay® & Android Auto® smartphone replication*                | ●                      | ●                      | ●                           | ●                           |
| USB ports   | ●                      | ●                      | ●                           | ●                           |
| 12v power outlet  | ●                      | ●                      | ●                           | ●                           |
| Wireless smartphone charger   | ○ pack                 | ○ pack                 | ○ pack                      | ○ pack                      |
| Smartphone dock   | ●                      | ●                      | ●                           | ●                           |
| <b>convenience</b>  |                        |                        |                             |                             |
| Remote central locking  | ●                      | ●                      | ●                           | ●                           |
| Engine immobiliser  | ●                      | ●                      | ●                           | ●                           |
| Auto-door lock when driving   | ●                      | ●                      | ●                           | ●                           |

\* Compatibility may vary depending on phone.  
Subject to vehicle spec check upon arrival into country.



## 05. equipment and options

|   | SWB PETROL<br>1.3L EDC | LWB PETROL<br>1.3L EDC | SWB E-TECH<br>100% ELECTRIC | LWB E-TECH<br>100% ELECTRIC |
|---|------------------------|------------------------|-----------------------------|-----------------------------|
| Hands-free key card   | ○ pack                 | ○ pack                 | ○ pack                      | ○ pack                      |
| Halogen headlights  | ●                      | ●                      | ●                           | ●                           |
| LED headlights  | ○ pack                 | ○ pack                 | ○ pack                      | ○ pack                      |
| Front fog lights  | ○ pack                 | ○ pack                 | ○ pack                      | ○ pack                      |
| Rear fog lights   | ●                      | ●                      | ●                           | ●                           |
| Automatic windscreen wipers   | ●                      | ●                      | ●                           | ●                           |
| Automatic dusk sensing headlights   | ●                      | ●                      | ●                           | ●                           |
| Automatic high/low beam function  | ○ pack                 | ○ pack                 | ○ pack                      | ○ pack                      |
| Tyre pressure warning   | ●                      | ●                      | ●                           | ●                           |
| Electric parking brake  | ●                      | ●                      | ●                           | ●                           |
| Eco mode  | -                      | -                      | ●                           | ●                           |
| Eco, Normal, Perfo mode   | ●                      | ●                      | -                           | -                           |
| Automatic start & stop (switchable)   | ●                      | ●                      | -                           | -                           |
| Full size spare wheel   | ●                      | ●                      | -                           | -                           |
| Tyre inflation Kit  | -                      | -                      | ●                           | ●                           |
| Overhead cabin storage shelf  | ●                      | ●                      | ●                           | ●                           |
| Cup Holders x 2   | ●                      | ●                      | ●                           | ●                           |
| Electric front windows  | ●                      | ●                      | ●                           | ●                           |
| Smart digital rear-view mirror <sup>#</sup>   | ●                      | ●                      | ●                           | ●                           |
| Rear window demister  | ○                      | ○                      | ○                           | ○                           |
| Dashboard storage   | ●                      | ●                      | ●                           | ●                           |
| Interior light - cabin & cargo Area   | ●                      | ●                      | ●                           | ●                           |
| Rear windscreen wiper   | ○                      | ○                      | ○                           | ○                           |
| Electric adjustable door mirrors  | ●                      | ●                      | ●                           | ●                           |
| Front door storage (w/ bottle holders)  | ●                      | ●                      | ●                           | ●                           |
| <b>comfort</b>  |                        |                        |                             |                             |
| Reach & height adjustable drivers seat  | ●                      | ●                      | ●                           | ●                           |
| Centre console w/ storage and integrated armrest  | ○ pack                 | ○ pack                 | ○ pack                      | ○ pack                      |
| Leather wrapped steering wheel  | ●                      | ●                      | ○ pack                      | ○ pack                      |
| Synthetic steering wheel  | -                      | -                      | ●                           | ●                           |
| Heated steering wheel   | -                      | -                      | ○ pack                      | ○ pack                      |
| Power steering  | ●                      | ●                      | ●                           | ●                           |
| Height and reach adjustable steering column   | ●                      | ●                      | ●                           | ●                           |
| Air conditioning w/ pollen filter   | ●                      | ●                      | -                           | -                           |
| Climate control air conditioning  | ○ pack                 | ○ pack                 | ●                           | ●                           |
| <b>interior styling</b>   |                        |                        |                             |                             |
| Cloth Seat Upholstery   | ●                      | ●                      | ●                           | ●                           |
| <b>exterior styling</b>   |                        |                        |                             |                             |
| Wheels (inches)   | 6J x 16 Steel          | 6J x 16 Steel          | 6J x 16 Steel               | 6J x 16 Steel               |
| Tyres   | 205/60 R16             | 205/60 R16             | 205/60 R16                  | 205/60 R16                  |
| 16" Steel Wheels  | ●                      | ●                      | ●                           | ●                           |
| Left & right sliding doors - unglazed   | ●                      | ●                      | ●                           | ●                           |
| Left & right sliding doors - glazed   | ○                      | ○                      | ○                           | ○                           |
| No right sliding door   | ○                      | -                      | ○                           | -                           |
| Unpainted outer door handles  | ●                      | ●                      | ●                           | ●                           |
| Body-coloured outer door handles  | ○ pack                 | ○ pack                 | ○ pack                      | ○ pack                      |
| Body side protection mouldings  | ●                      | ●                      | ●                           | ●                           |
| Unglazed rear barn doors - 180° opening   | ●                      | ●                      | ●                           | ●                           |
| Extra tinted rear barn doors - 180° opening, wiper and demister                           | ○                      | ○                      | ○                           | ○                           |
| Glazed rear barn doors -180° opening, wiper and demister, manual dimming rear-view mirror | ○                      | ○                      | ○                           | ○                           |
| Glazed tailgate - wiper and demister, manual dimming rear-view mirror                     | ○                      | ○                      | ○                           | ○                           |
| Rear mud flaps  | ●                      | ●                      | ●                           | ●                           |
| <b>cargo area</b>   |                        |                        |                             |                             |
| Cargo tie downs   | ●                      | ●                      | ●                           | ●                           |
| Solid bulkhead - glazed   | ●                      | ●                      | ●                           | ●                           |
| Timber floor lining   | ○ pack                 | ○ pack                 | ○ pack                      | ○ pack                      |
| Mid-height cargo lining   | ●                      | ●                      | ●                           | ●                           |
| Full height timber side panelling   | ○ pack                 | ○ pack                 | ○ pack                      | ○ pack                      |
| Cargo area light  | ●                      | ●                      | ●                           | ●                           |
| Cargo area LED lighting   | ○ pack                 | ○ pack                 | ○ pack                      | ○ pack                      |

\* Compatibility may vary depending on phone.

<sup>#</sup> smart digital rear-view mirror is subject to a global shortage. Not all 2025-built vehicles will have this feature.

Please confirm availability of this feature with your Renault dealer prior to ordering.

Subject to vehicle spec check upon arrival into country.

# 05. equipment and options

|   | SWB PETROL<br>1.3L EDC | LWB PETROL<br>1.3L EDC | SWB E-TECH<br>100% ELECTRIC | LWB E-TECH<br>100% ELECTRIC |
|---|------------------------|------------------------|-----------------------------|-----------------------------|
| <b>E-Tech specific</b>  |                        |                        |                             |                             |
| Front E-Tech charging socket under Renault logo                               | -                      | -                      | ●                           | ●                           |
| AC 22kW + DC 80kW charging capability   | -                      | -                      | ●                           | ●                           |
| E-Tech instrument panel with energy gauge                                     | -                      | -                      | ●                           | ●                           |
| Audible alert for pedestrians   | -                      | -                      | ●                           | ●                           |
| <b>options</b>  |                        |                        |                             |                             |
| <b>- Trade Pack</b>   |                        |                        |                             |                             |
| Timber floor lining   | ○ pack                 | ○ pack                 | ○ pack                      | ○ pack                      |
| Full height wall lining   | ○ pack                 | ○ pack                 | ○ pack                      | ○ pack                      |
| Yard kit underbody protection   | ○ pack                 | ○ pack                 | ○ pack                      | ○ pack                      |
| Cargo area LED lighting   | ○ pack                 | ○ pack                 | ○ pack                      | ○ pack                      |
| <b>- Visibility Pack</b>  |                        |                        |                             |                             |
| Front LED Fog Lamps   | ○ pack                 | ○ pack                 | ○ pack                      | ○ pack                      |
| LED headlights  | ○ pack                 | ○ pack                 | ○ pack                      | ○ pack                      |
| Automatic high/low beam function  | ○ pack                 | ○ pack                 | ○ pack                      | ○ pack                      |
| <b>- Comfort Pack (Petrol)^</b>   |                        |                        |                             |                             |
| Adaptive cruise control   | ○ pack                 | ○ pack                 | -                           | -                           |
| Hands-free key card   | ○ pack                 | ○ pack                 | -                           | -                           |
| Body-coloured outer door handles  | ○ pack                 | ○ pack                 | -                           | -                           |
| Navigation system   | ○ pack                 | ○ pack                 | -                           | -                           |
| Blind Spot Intervention   | ○ pack                 | ○ pack                 | -                           | -                           |
| Front & side parking sensors  | ○ pack                 | ○ pack                 | -                           | -                           |
| Wireless smartphone charger   | ○ pack                 | ○ pack                 | -                           | -                           |
| Centre console w/ storage and integrated armrest                              | ○ pack                 | ○ pack                 | -                           | -                           |
| Climate control air conditioning  | ○ pack                 | ○ pack                 | -                           | -                           |
| <b>- Comfort Pack (E-Tech)^</b>   |                        |                        |                             |                             |
| Adaptive cruise control   | -                      | -                      | ○ pack                      | ○ pack                      |
| Hands-free key card   | -                      | -                      | ○ pack                      | ○ pack                      |
| Body-coloured outer door handles  | -                      | -                      | ○ pack                      | ○ pack                      |
| Navigation system   | -                      | -                      | ○ pack                      | ○ pack                      |
| Blind Spot Intervention   | -                      | -                      | ○ pack                      | ○ pack                      |
| Front & side parking sensors  | -                      | -                      | ○ pack                      | ○ pack                      |
| Wireless smartphone charger   | -                      | -                      | ○ pack                      | ○ pack                      |
| Centre console w/ storage and integrated armrest                              | -                      | -                      | ○ pack                      | ○ pack                      |
| Leather steering wheel - heated   | -                      | -                      | ○ pack                      | ○ pack                      |
| <b>Single options</b>   |                        |                        |                             |                             |
| Additional 200kg payload  | ○                      | -                      | -                           | -                           |
| No right sliding door   | ○                      | -                      | ○                           | -                           |
| Glazed left and right sliding doors   | ○                      | ○                      | ○                           | ○                           |
| Body-coloured front and rear bumpers^   | ○                      | -                      | ○                           | -                           |
| Glazed barn doors - extra tinted windows, rear wiper and demister             | ○                      | ○                      | ○                           | ○                           |
| Glazed barn doors - rear wiper and demister, manual dimming rear-view mirror# | ○                      | ○                      | ○                           | ○                           |
| Glazed tailgate - rear wiper and demister, manual dimming rear-view mirror#   | ○                      | ○                      | ○                           | ○                           |
| <b>warranty</b>   |                        |                        |                             |                             |
| 5 Years / 200,000 km vehicle warranty   | ●                      | ●                      | -                           | -                           |
| 5 Years / 100,000 km vehicle warranty   | -                      | -                      | ●                           | ●                           |
| 8 years / 160,000km Battery Warranty  | -                      | -                      | ●                           | ●                           |

● = Standard; ○ = Option; - = Not available

^ Compatibility may vary depending on phone.

^ Comfort Pack not compatible with body-coloured front and rear bumpers.

# Manual dimming rear-view mirror replaces Smart digital rear-view mirror.

Subject to vehicle spec check upon arrival into country.



For more information, call 1800 009 008 or visit [www.renault.com.au](http://www.renault.com.au). Details are correct at the time of publication and are subject to change. Vehicles depicted in this brochure are overseas models and are shown for illustration purposes only; Australian vehicles may differ in features, specifications, equipment, accessories and/or colour. RVDA Pty Ltd reserves the right to discontinue or change its models at its discretion and without prior notice, including features, specifications, equipment, accessories available and colour. The colours in the photographs may vary from actual colours. Please consult your Renault dealer for the latest information on models, features, specifications, prices, options and availability. Publication date - February 2025. RVDA Pty Ltd, 2A Hill Road, Lidcombe NSW 2141. REN1407

