

T360



**THE BEST
IN THE BUSINESS**



AUSTRALIAN MADE. WORLD'S BEST.



T360

GIVE YOUR BUSINESS THE BEST

YOU PRIDE YOURSELF ON MAKING THE BEST DECISIONS FOR YOUR BUSINESS. KENWORTH PRIDES ITSELF ON MAKING THE BEST TRUCKS FOR BUSINESSES LIKE YOURS—TRUCKS LIKE OUR NEW T360.

The T360 manoeuvres through traffic and confined spaces with effortless ease. With a tighter turning circle and 180° view from the driver's seat the T360 is made to measure for metro environments, and its shorter bumper-to-back-of-cab (BBC) dimensions deliver even greater application flexibility.

Add to that its lower tare weight and extensive safety features, and you have an ultra-efficient urban warrior capable of carrying heavier loads, all day, every day, with better driver and vehicle protection.

It's the productivity, durability and commitment to safety you would expect from a Kenworth, combined with styling that weaves together classic and next generation design elements.

Inside, it's the same story. With an all-new wide cab, the more spacious, more ergonomic and better equipped T360 interior offers a driver experience unmatched for comfort and control in its class.

Less obvious, but no less important are the serviceability improvements. Engine and transmission access have been simplified, and key service points relocated to help minimise time off the road during routine servicing.

The T360 is suitable for rigid or prime mover applications and the T360A, designed and engineered specifically for the concrete industry, is perfect for high volume urban concrete applications that command maximum productivity. Powered by a Cummins ISLe5 engine up to 400 hp, the T360 and T360A are available in 6x4, 8x4 and 10x4 configurations, and are available with a range of manual and automated transmissions.

As with all new models, the T360 development program left no stone unturned. Many enhancements resulted directly from customer consultation, while the testing phases involved countless hours of computer simulation, and thousands of kilometres of real world validation.

Make no mistake, the new T360 is a truck you'll want to own, and your drivers will want to drive. It's the best in the business for lower whole of life costs, short haul and intrastate applications.



SOFT TRIM - PREMIUM INTERIOR

Natural Sand

Tan Saddle

Grey Graphite

Red Garnet

Brown Umber

Blue Indigo

SOFT TRIM - FLEET SPEC INTERIOR

Kenworth Black

HARD TRIM INTERIOR

Charcoal



Significantly wider, with increased space between seats and greater room head-to-toe for the driver, the interior feels more open, more relaxed and is far easier to move around in. There's also greater storage—all of it positioned for maximum convenience and ease of reach.

Driver comfort is further enhanced by an advanced heating and air-conditioning system with automatic climate control. More powerful yet more efficient, it maintains optimum cabin temperature at all times, in all driving conditions, all year round.

Behind the wheel you immediately feel in command. The cabin's superior ergonomics mean switchgear and controls are positioned intuitively, and dashboard instrumentation and electronic screens are visible at a glance.

The T360 cabin also boasts triple sealed doors and door apertures—an innovation that minimises noise and dust leaks, and whose quality construction you'll feel and hear, each time the doors close.

Designed with fleets in mind, the T360 offers a new, work-ready, easy-to-clean interior. Or opt for the traditional trim with Kenworth's signature 'soft plush' studded pattern in your choice of six colours.

THE BEST DRIVER EXPERIENCE

DESIGNED FROM THE INSIDE OUT, THE T360 CABIN IS CENTERED COMPLETELY AROUND THE NEEDS OF THE DRIVER.

T360



THE BEST APPROACH TO SAFETY

EVERY KENWORTH OFFERS A CORE SAFETY FEATURE THAT FEW OTHER TRUCKS ON OUR ROADS CAN –AUSTRALIAN APPLICATION ENGINEERING.

Purpose-built to meet the specific requirements of its intended use, and equipped with advanced safety technology, each Kenworth is designed to operate with optimal protection for the driver, vehicle, payload and other road users.

On the new T360, that protection includes safer cabin access. With a low cab floor height, it is equipped with wide opening cabin doors, inclined external steps and carefully positioned handles and grab rails, allowing drivers easier access and the ability to maintain three points of contact at all times.

The more intuitive dashboard design aids concentration and helps reduce fatigue, while the new sloping bonnet, provides fantastic forward vision. Re-positioned A-pillars, a larger windscreen, larger side windows and low-mounted anti-vibration side mirrors combine to create commanding views to the front, sides and rear.

Because some on-road dangers can't be foreseen, the T360 also offers the full suite of Kenworth Electronic Brake Safety Systems (EBSS).

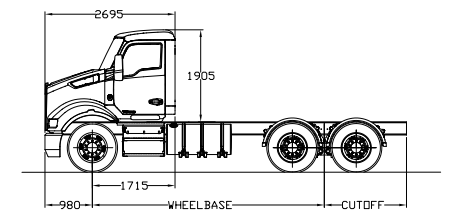
Comprising Electronic Stability Control, incorporating Active Cruise Control with Braking, Collision Mitigation with Autonomous Emergency Braking and Lane Departure Warning, these proven technologies monitor road and traffic conditions constantly to prevent, and protect you from, potentially hazardous situations.

FLEXIBILITY AT ITS BEST

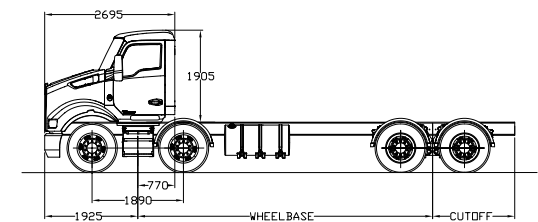
MAIN SPECIFICATIONS AND OPTIONS

CONFIGURATION	T360	T360A
6X4	Standard	Standard
8X4	Optional	Optional
10X4	Optional	Optional
ENGINE		
CUMMINS ISLE5 280 HP / 778 LB-FT TORQUE	Standard	Optional
CUMMINS ISLE5 320 HP / 996 LB-FT TORQUE	Optional	Standard
CUMMINS ISLE5 340 HP / 1106 LB-FT TORQUE	Optional	Optional
CUMMINS ISLE5 360 HP / 1180 LB-FT TORQUE	Optional	Optional
CUMMINS ISLE5 380 HP / 1254 LB-FT TORQUE	Optional	Optional
CUMMINS ISLE5 400 HP / 1254 LB-FT TORQUE	Optional	Optional
EXHAUST		
EGP IN CHASSIS RHS W/CHASSIS MTD DISCHARGE	Standard	-
EGP LHS POST MOUNTED	Optional	Standard
EGP MTD IN CHASSIS, SINGLE CAB MOUNTED EXHAUST	Optional	-
KITS		
FUEL HAUL	Optional	-
GAS HAUL	Optional	-
UREA		
70L ADBLUE TANK	Standard	Standard
AIR CLEANER		
DONALDSON 2500 SERIES AIR CLEANER - UNDER HOOD	Standard	Standard
TRANSMISSION MANUAL		
EATON RTO14909ALL 9 SPEED / 1450 LB-FT TORQUE	Optional	Optional
EATON RTLO16913A 13 SPEED / 1650 LB-FT TORQUE	Standard	-
EATON RTLO16918B 18 SPEED / 1650 LB-FT TORQUE	Optional	-
TRANSMISSION AUTOMATED		
ALLISON 3500P 6 SPEED / 800 LB-FT TORQUE	Optional	Optional
ALLISON 3200P 6 SPEED / 1100 LB-FT TORQUE	Optional	Standard
ALLISON 4440P 6 SPEED / 1310 LB-FT TORQUE	Optional	Optional
EATON ULTRASHIFT PLUS FO-14E309ALL-VMS		
9 SPEED / 1450 LB-FT TORQUE	Optional	Optional
EATON ULTRASHIFT PLUS FO-16E318B-MXP		
18 SPEED / 1650 LB-FT TORQUE	Optional	-
CAB ACCESS		
THREE STEP ASSEMBLY	Standard	Standard
YELLOW INTERIOR GRAB HANDLES	Optional	Optional
FRONT AXLE		
DANA E-1462I - 6.6T GAWR	Standard	Standard
DANA DUAL E-1322I - 12.0T GAWR	Optional	Optional
MERITOR MFS66-122 - 6.6T GAWR	Optional	Optional
MERITOR DUAL MFS66-122 - 13.2T GAWR	Optional	Optional
REAR AXLE		
DANA DS405 - 18.1T GAWR	Standard	Standard
DANA DSH40P - 18.1T GAWR	Optional	Optional
DANA DSH40P & R22BS LAZY TAG - 27.1T GAWR	Optional	Optional
DANA DS405 & R22BS LAZY TAG - 27.1T GAWR	Optional	Optional
MERITOR MT-18-14XG - 18.1T GAWR	Optional	Optional
MERITOR MT-20-14XG - 20.0T GAWR	Optional	-
REAR SUSPENSION		
KENWORTH AIRGLIDE 400 - 18.1T GAWR	Standard	Standard
KENWORTH AIRGLIDE 600 - 27.0T GAWR	Optional	Optional
SAFETY SYSTEMS		
ABS - ANTILOCK BRAKING SYSTEM	Standard	Standard
DTC - DRAG TORQUE CONTROL	Standard	Standard
ATC - AUTOMATIC TRACTION CONTROL	Standard	Standard
HSA - HILLSTART ASSIST*	Optional	Optional
ACB - ACTIVE CRUISE BRAKING**	Optional	Optional
TRM - TRAILER RESPONSE MANAGEMENT	Optional	-
ESP - ELECTRONIC STABILITY PROGRAM	Optional	Optional
CMS - COLLISION MITIGATION WITH AEB**	Optional	Optional
LDW - LANE DEPARTURE WARNING**	Optional	Optional
*only available with PACCAR & Eaton Ultrashift PLUS Automated Transmissions		
** as part of Bendix Wingman Fusion		
BRAKES		
DRUM	Standard	Standard
DISC	Optional	Optional
WHEELS		
ALCOA ALLOY 10 STUD	Standard	Standard
ALCOA ULTRA ONE ALLOY 10 STUD	Optional	Optional
ALCOA PACCAR/KENWORTH STYLE ALLOY 10 STUD	Optional	Optional
FUEL TANKS		
625MM ROUND ALUMINIUM POLISHED TANKS	Standard	Standard

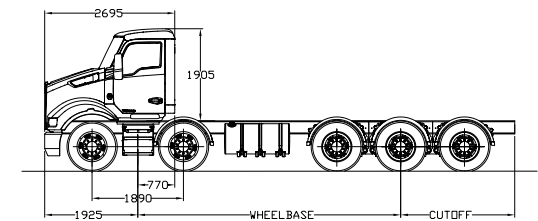
T360 6x4



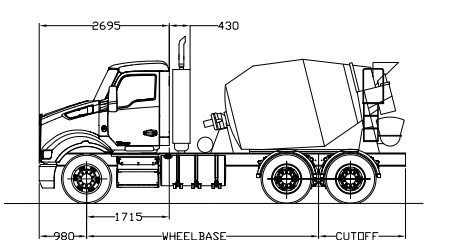
T360 8x4



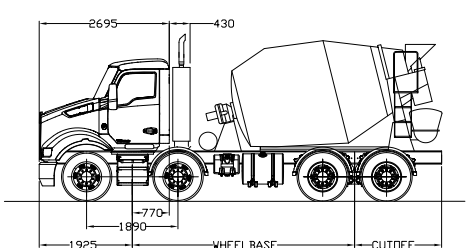
T360 10x4



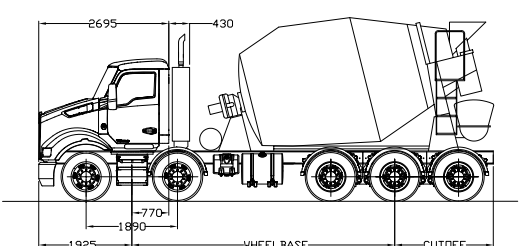
T360A 6x4



T360A 8x4



T360A 10x4



THE BEST SERVICE AND SUPPORT



OUR NETWORK OF DEALERSHIPS IN AUSTRALIA, NEW ZEALAND AND PAPUA NEW GUINEA ARE BEHIND YOU ALL THE WAY, SO YOU CAN HAVE ABSOLUTE CONFIDENCE FOR YOUR JOURNEY.

Comprising more than 50 regional and metropolitan locations, our long-established Australian network spans the country, helping to provide a seamless ownership experience.

Depending on location, customers can purchase their Kenworth, arrange finance through PACCAR Financial, and access servicing and parts, all from the one dealership. Or for a fully tailored leasing or rental solution, speak with PacLease.

PACCAR Assist—our dedicated 24/7 roadside assistance service—also provides Australia-wide coverage. One call to 1800 472 222 is all it takes to summon help from your nearest dealership.

**For more information, contact your local
Kenworth Dealer or visit www.kenworth.com.au**



IMPORTANT: the vehicles shown in this brochure are for illustrative purposes only and may include some non-standard optional equipment. All weights and measurements should be regarded as approximate only. For full details contact your Kenworth Dealer. In the interests of product improvement, Kenworth reserves the right to change these specifications without prior notice.



AUSTRALIAN MADE. WORLD'S BEST.